



Our Focus is in Plastics

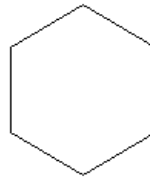
Polymer Optics Ltd.

6 Kiln Ride, Wokingham,
Berks., RG40 3JL, England
Tel/Fax: +44 (0) 1189 893341
www.polymer-optics.co.uk

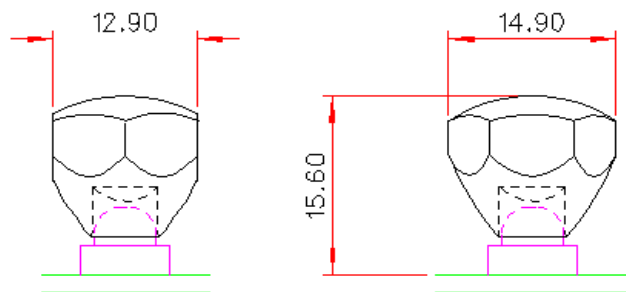
Single Cell LED Concentrator Lens - Part No. 141



- Designed for LUXEON® I, III and K2 LED's
- High light collection efficiency of >85%
- Suitable for all LUXEON® "Lambertian" and "Bat-wing" LED designs
- Precision moulded in optical grade Polycarbonate for thermal stability and system durability
- Part of the Polymer Optics "Modular LED Optics"® range



Typical dimensional tolerances
to +/-0.2mm



Polymer Optics "Modular LED Optics"® design, based on a hexagonal format, allows maximum packing density and assembly flexibility

Holder (Part No. 121) available for mounting optics onto LUXEON® I Star or LUXEON® Emitter PCB's

Star Holder (Part No. 128) available for LUXEON® III Star formats only.

K2 Holder (Part No. 151) available for LUXEON® K2 LED range.

Please refer to POL's "LUXEON® LED Optic Selection Table" to determine your optimum product configuration.

Due to continuous product improvement, POL reserve the right to change specifications without notice.

© Copyright Polymer Optics Limited 2006

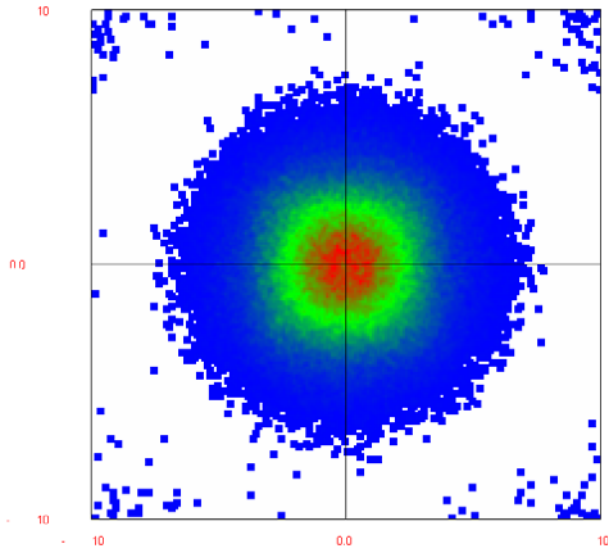
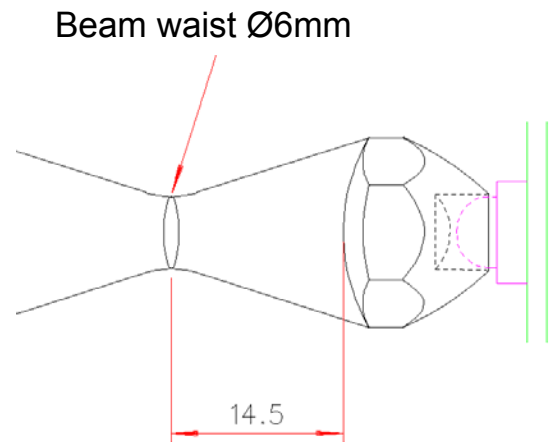


Our Focus is in Plastics

Polymer Optics Ltd.

6 Kiln Ride, Wokingham,
Berks., RG40 3JL, England
Tel/Fax: +44 (0) 1189 893341
www.polymer-optics.co.uk

Single Cell LED Concentrator Lens - Part No. 141



Typical Applications:

- Beam insertion into optical fibre bundles
- Beam insertion into edge of lightguides
- High intensity illumination of small objects for inspection and microscopy

Typical focused beam intensity at the 6mm aperture is >850,000 lux

Raytrace Simulation of Typical Beam at 14.5mm on a 20mm x 20mm target with 1W 25lumen White LED

Performance values given are typical values and will vary dependant on LED binning, colour and drive profile