
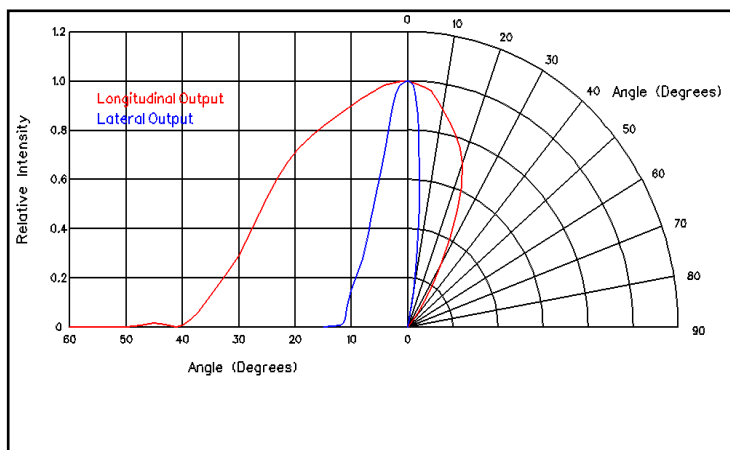


Diffuse Elliptical Beam LED Collimator Lens - Part No. 218



- Designed for High Power Lambertian LED sources with deeper package constructions, such as Cree XR-E
- High light collection efficiency of >85%
- Precision moulded in optical grade Polycarbonate for thermal stability and system durability
- Part of the Polymer Optics “Modular LED Optics”® range
- Polymer Optics “Modular LED Optics”® design, based on a hexagonal format, allows maximum packing density and assembly flexibility

- POL optics are supplied pre-assembled into the appropriate holder to suit your chosen LED package and are ordered by part number 218/xxx, where xxx is the required holder part number.



Typical peak illuminance with a 1mm die size Lambertian high power LED = 7cd/lumen

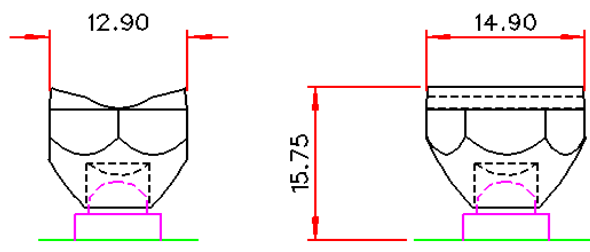
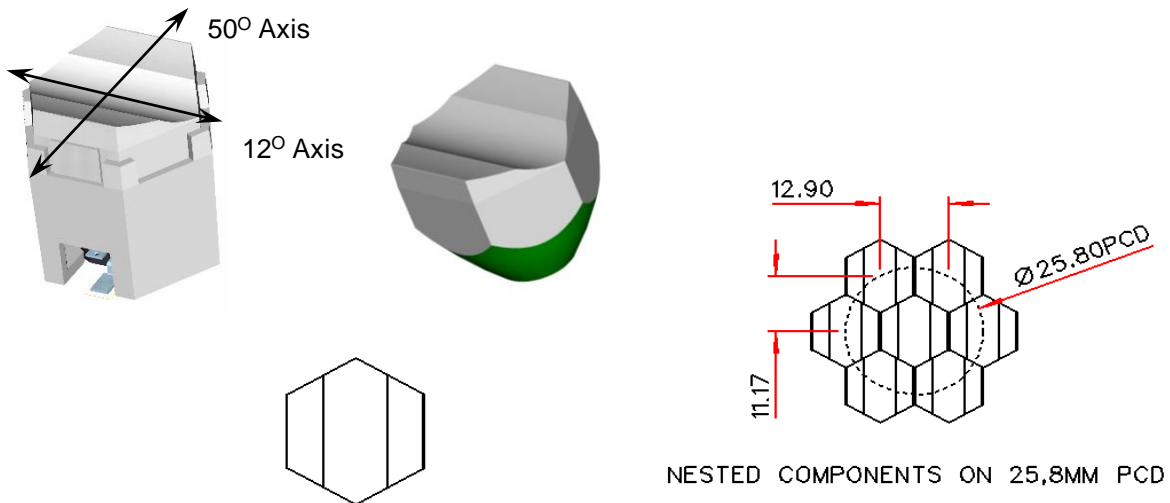
In order to determine if the particular beam properties and performance of this optic are suitable for your application with your chosen LED type, POL suggests that you obtain samples from POL or their distributors for your own product testing, as properties may vary with different LED types.

Due to continuous product improvement, POL reserve the right to change specifications without notice.

© Copyright Polymer Optics Limited 2016

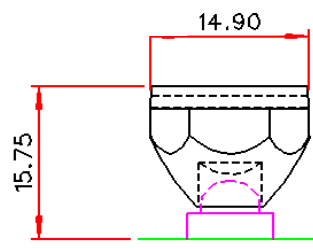
Diffuse Elliptical Beam LED Collimator Lens - Part No. 218

- The details of the holder design will vary for each LED type to provide the correct location to the LED package and mounting height



Mounting Heights in Holder:

121 - 15.5mm
127 - 14.1mm
128 - 14.1mm
147 - 14.1mm
151 - 15.5mm
155 - 15.5mm
175 - 13.5mm
180 - 13.5mm
182 - 13.2mm
223 - 13.5mm
239 - 15.5mm



Due to continuous product improvement, POL reserve the right to change specifications without notice.

© Copyright Polymer Optics Limited 2016