

Part No. 405
UL1638 Ceiling Optic Clear

Designed for ceiling mounted visual alarm devices meeting UL1638 requirements. This optic is designed to produce the Luminous Intensity distribution required by UL1638 with exceptional efficiency.

This optic would usually be centrally mounted as shown below:

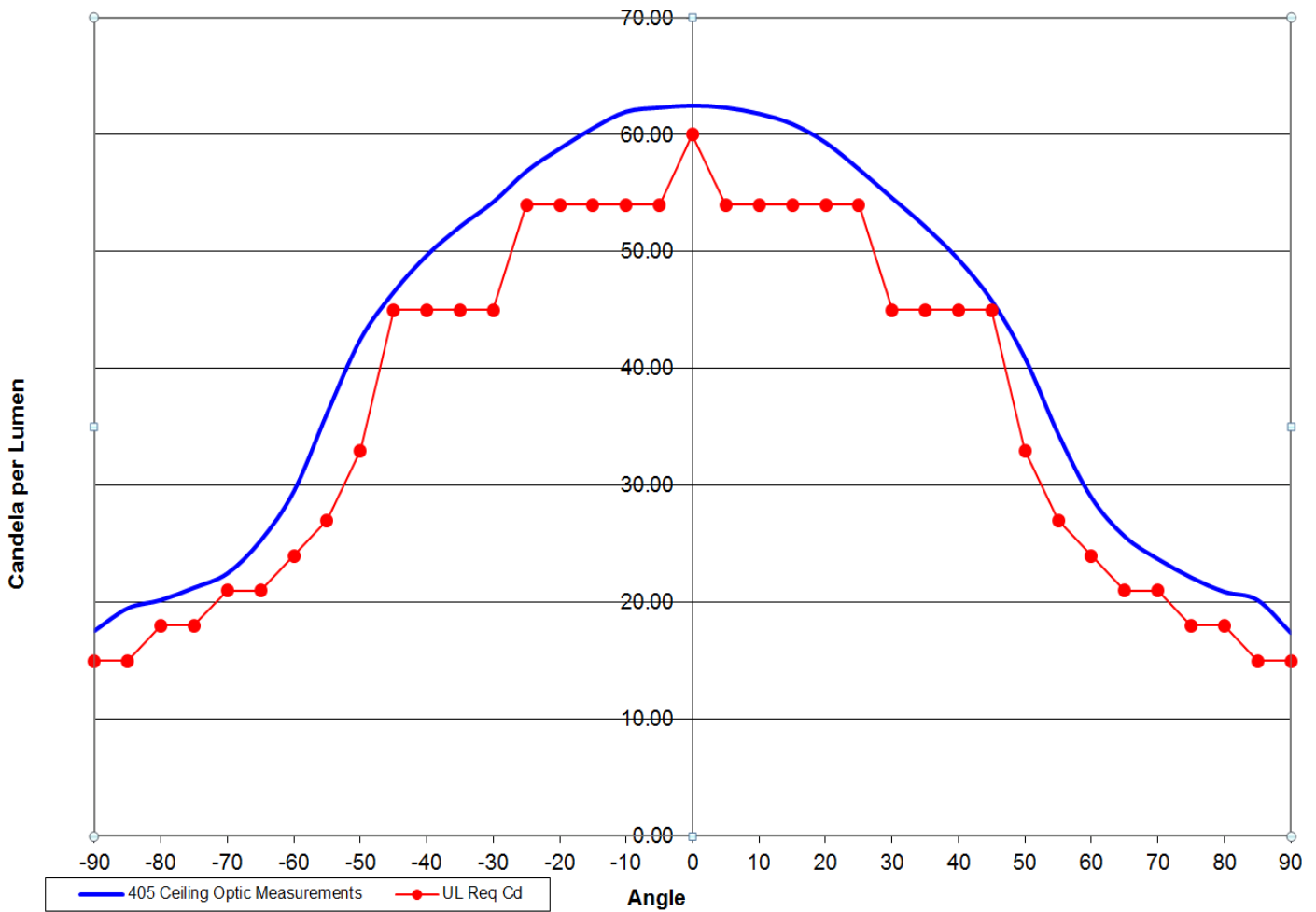


- **Designed for Cree XP-E2, XP-G2, XM-L2, XHP35, Luxeon Rebel, and Luxeon T LEDs. (Other LEDs may be used).**
- **Achieves a rating of up to 0.24 Candela per effective lumen of LED output, (dependent on LED used).**
- **Light transmission efficiency of 85%**
- **Precision moulded in optical grade Polycarbonate meeting the V-2 flammability rating.**

Part No. 405 UL1638 Ceiling Optic Clear

The graph below shows the measured luminous intensity output of the optic, (in blue) in the vertical plane when illuminated using a Cree XP-L2 LED emitting 250 effective lumens. The UL1638 limits for a 60 Cd VAD are shown in red.

The light distribution produced by the optic will be slightly different if other LEDs are used.



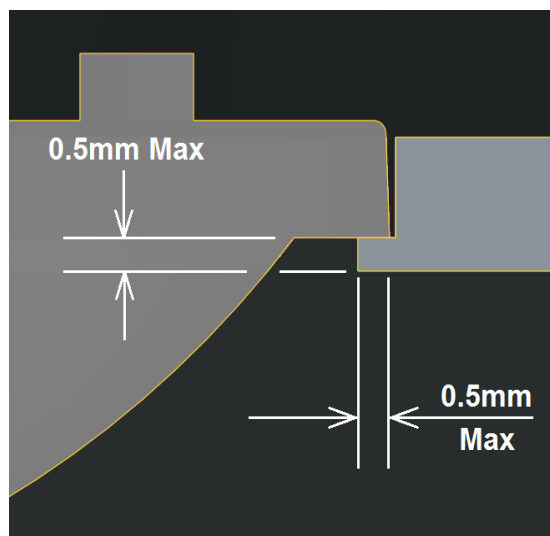
Part No. 405
UL1638 Ceiling Optic Clear

If viewed using Adobe Acrobat, the picture below can be seen as a 3D interactive model of the part. Click on the picture to activate.



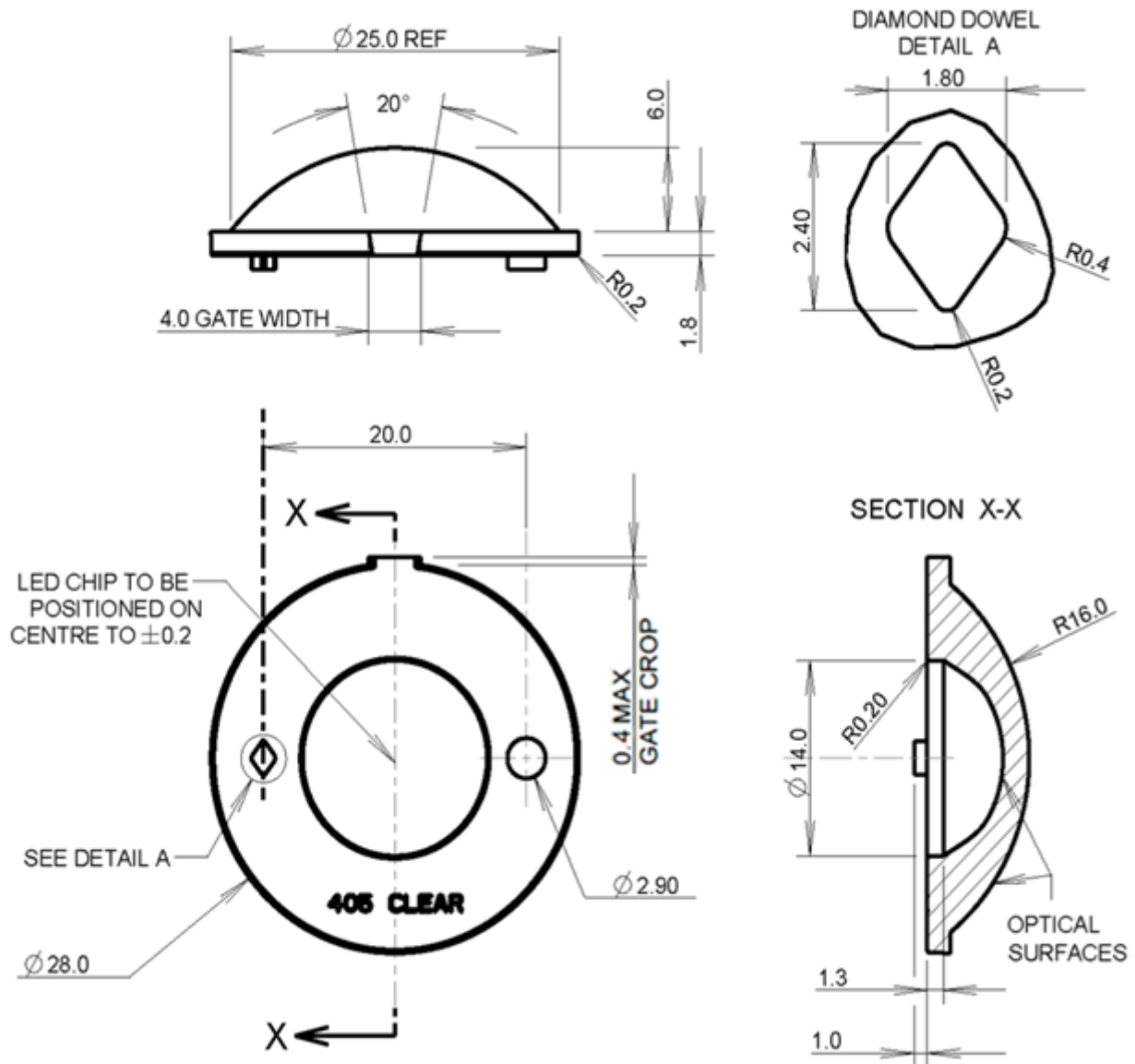
The optic is located on the PCB using a diamond dowel inserted in to a 2.5mm diameter hole and a peg in to a 3mm diameter hole. The distance between the two hole centres required is 20mm. (See dimensional drawing overleaf).

The maximum size of the lip of a retaining cover placed over the optic is shown below:



Part No. 405 UL1638 Ceiling Optic Clear

Typical dimensional tolerances to
+/-0.2mm



In order to determine if the particular beam properties and performance of this optic are suitable for your application POL suggests that you obtain samples from POL or their distributors for your own product testing.

Due to continuous product improvement, POL reserve the right to change specifications without notice.